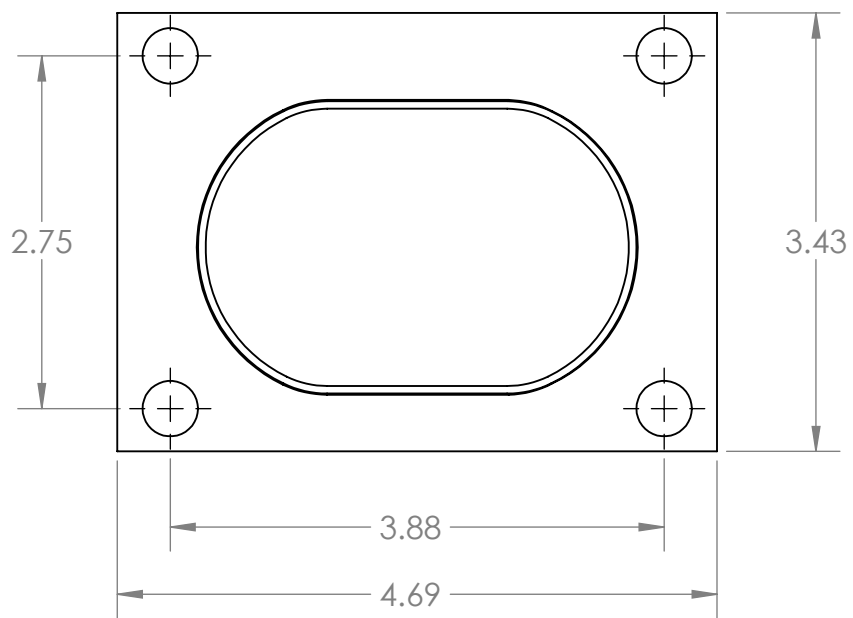
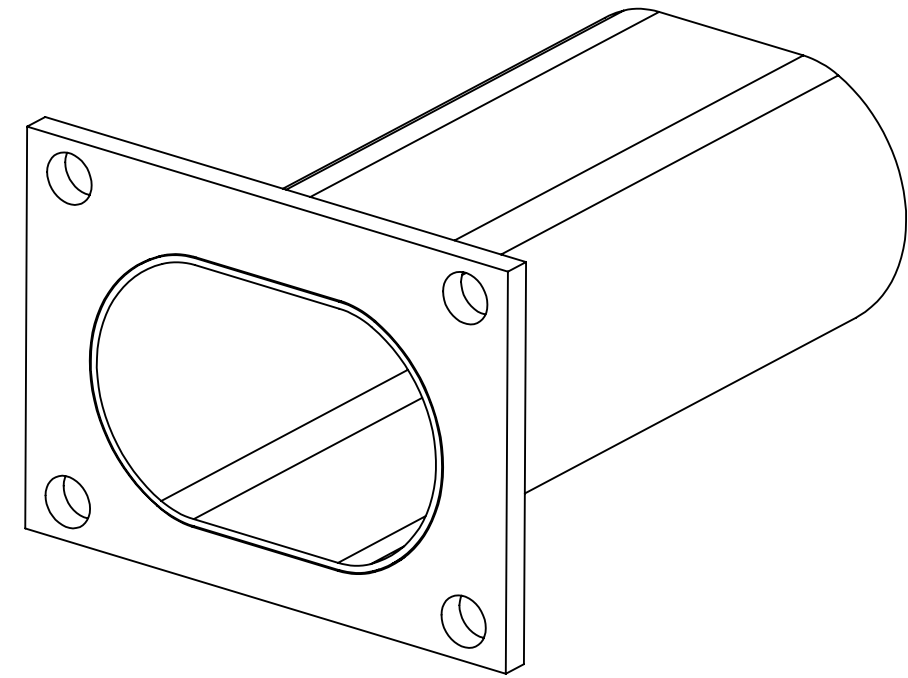
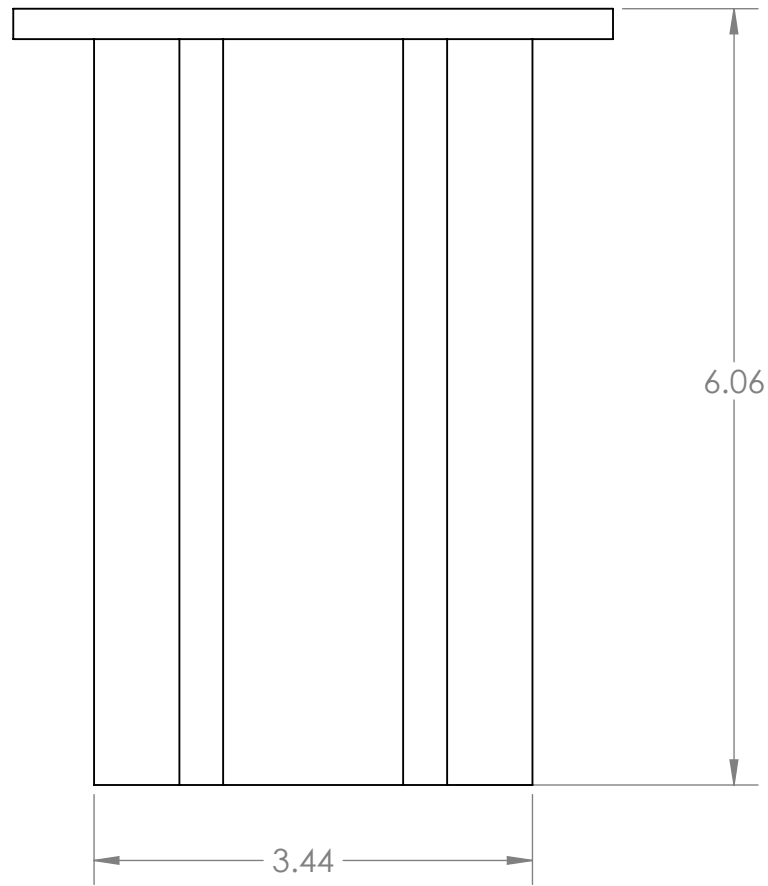


DO NOT SCALE DRAWING
FOR REFERENCE ONLY



QTP
QUICK TIME PERFORMANCE

UNLESS OTHERWISE SPECIFIED:

INTERPRET WELDING SYMBOLS PER AWS A2.4:2007
INTERPRET SURFACE TEXTURE SYMBOLS PER ASME Y14.36-1996

INTERPRET DIMENSIONS & TOLERANCES
PER ASME Y14.5M-1994

3RD ANGLE

UNITS:
INCHES

ONE PLACE ± .030
TWO PLACES ± .020
THREE PLACES ± .010
ANGULAR ± 1

FILLETS R.002/R.020
BREAK EDGES .002/.020 RADIUS OR CHAMFER
GENERAL FINISH 128 Rq MAX
REMOVE ALL BURRS

MATERIAL

THIS DRAWING AND THE CONTENTS HERIN ARE CONFIDENTIAL AND THE SOLE
PROPERTY OF QUICK TIME PERFORMACNE REPRODUCTION OF
THIS DRAWING OR CONSTRUCTION OF ANY PARTS WITHIN THIS DRAWING
ARE FORBIDDEN WITHOUT PRIOR WRITTEN CONSENT

FINISH

DRAWN BY
MP

DATE
4/20/2020

CHECKED BY

DATE

COMMENTS

TITLE:

OVAL CONNECTION TUBE

WEIGHT:

SIZE

DWG. NO.

REV

SHEET
1 OF 1

SCALE:
1:1.5

B

10338_PDS